


# Jan Militký



2. díl

## **TECHNIKA A IMPROVIZACE** na elektrickou kytaru

Jan Militký

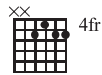
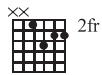
# **TECHNIKA A IMPROVIZACE na elektrickou kytaru**

## **Díl 2.**

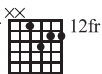
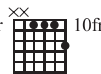
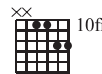
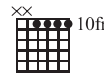
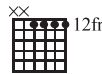
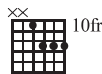
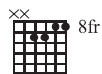
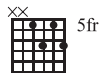
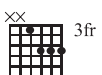
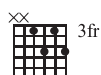
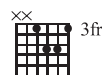
Akordy  
Další kytarové techniky  
Riffs

Výhradně instruktážní materiál. Všechna práva vyhrazena. Instruktáž je určena pouze pro individuální domácí studium, žádná její část nesmí být veřejně provozována, zaznamenána nebo vysílána v jakékoliv podobě (s výjimkou krátkých citací pro recenzní účely) bez písemného souhlasu autora.

**2** Cmaj7 (9,13)



**3** Dmi7 (9,11,13)



Etuda v tapech

19

The first system of the piece consists of two measures. The top staff is in treble clef with a key signature of one sharp (F#) and a 6/8 time signature. The melody is written with eighth and sixteenth notes, featuring a long slur over the first measure and a shorter slur over the second. The bottom three staves (T, A, B) show the fretting and tapping technique. The T staff has fret numbers 10, 7, 9, 5, 8, 5, 4, 5, 4, 9, 4, 5, 10, 8, 5, 4, 5. The A staff has 'TAP' under the first note, 'TAP' under the 5th note, 'TAP' under the 9th note, and 'TAP' under the 10th note. The B staff has 'TAP' under the 5th note, 'TAP' under the 9th note, and 'TAP' under the 10th note.

The second system also consists of two measures. The top staff continues the melody with eighth and sixteenth notes, ending with a final chord. The bottom three staves show the fretting and tapping technique. The T staff has fret numbers 10, 14, 10, 14, 9, 10, 10, 14, 11, 8, 10, 10, 10, 14, 9, 10, 10, 10, 10. The A staff has 'TAP' under the 9th note, 'TAP' under the 10th note, 'TAP' under the 11th note, and 'TAP' under the 10th note. The B staff has 'TAP' under the 10th note, 'TAP' under the 14th note, and 'TAP' under the 10th note.